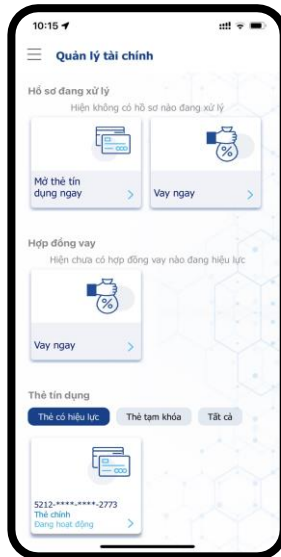


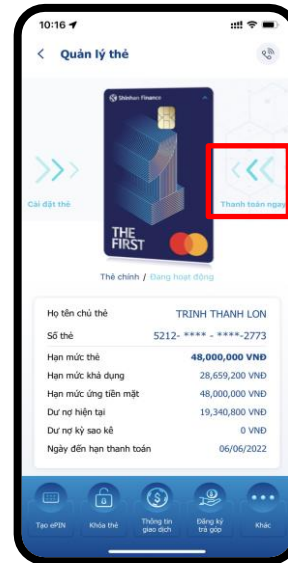
USER GUIDE

PAYMENT OF “THE FIRST” CREDIT CARD ON iShinhan



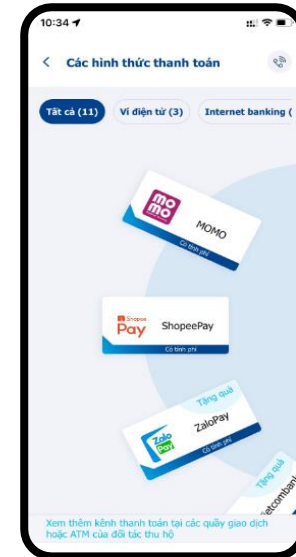
Step 1

Login iShinhan and choose the card



Step 2

Slide the arrow from right to left on the “Thanh toán thẻ” field

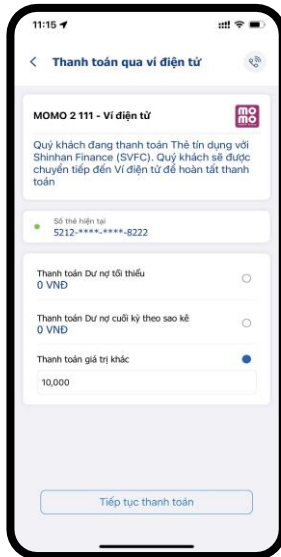


Step 3

Select the method of payment

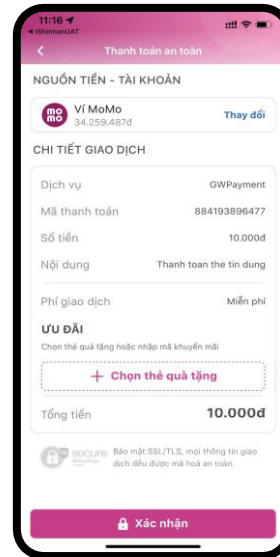
USER GUIDE

PAYMENT OF “THE FIRST” CREDIT CARD ON iShinhan



Step 4

Select payment amount



Step 5

Check the information
and confirm payment



Step 6

Receive the successful payment
notification